




Food and Agriculture
Organization of the
United Nations

GLOBEFISH



EUROPEAN PRICE REPORT

Issue 11/2015 November

LATEST TRENDS

The impact of the Paris terrorist attack on the European fish trade remains to be seen, but expectations are for less dining out and more somber Christmas celebrations. The demand for luxury products such as lobster and shrimp should be lower than in recent years.

The Code of Conduct for Responsible Fisheries (CCRF), unanimously adopted by member states at the FAO Conference in October 1995, helps to promote sustainable fisheries and aquaculture. Over its first two decades, the CCRF has been bolstered with subsequent instruments and guidelines adopted to support it, including the various International Plans of Actions, instruments to fight against illegal, unreported and unregulated (IUU) fishing, ecolabelling for certification, and guidelines on small-scale fisheries to meet the challenges world fisheries face over the next twenty years.

The first twenty years of the CCRF was celebrated 8-9 October 2015 at the First International Fisheries Stakeholder Forum, co-organized by the Ministry of Agriculture, Food and Environment of the Government of Spain, the regional Government of Galicia, Conxemar (the Spanish seafood industry), and FAO. The event attracted 600 international participants to Vigo for the two-day event, including 70 country delegations from 5 continents. The delegations included 10 Ministers, 12 Vice-Ministers and 10 Directors-General of Fisheries organizations, including the European Commissioner for Environment, Maritime Affairs and Fisheries.

GROUND FISH

The new cod fishing season has started in the Faroe Islands and Iceland and catches are reportedly good. The availability of fish is keeping prices for wet-salted cod fillets (*Gadus morhua*) down despite good demand.

Index for prices

Groundfish	8
Flatfish	9
Tuna	10
Small Pelagics	11
Cephalopods	12
Crustaceans	13
Bivalves	16
Salmon	16
Trout	17
Freshwater fish	17
Non Traditional Species	17
Seabass-Seabream-Meagre	18

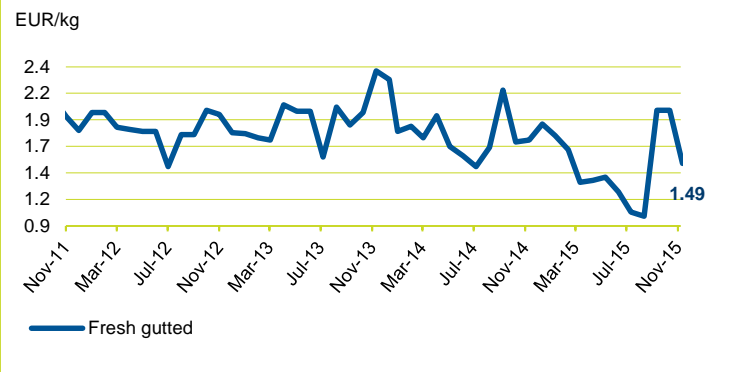
The **European Fish Price Report**, based on information supplied by industry correspondents, aims to provide guidance on broad price trends. Price information is indicative and should be used only for forecasting medium- and long-term trends. FAO is not responsible for any errors or omissions.

Demand for Alaska pollock is stable and there is sufficient supply of fish in the local warehouses in Moscow. Price are on the rise, however, in expectation of more limited supply in the coming months.

The market for wet-salted cod fillets from frozen raw material (*Gadus macrocephalus*) is now awaiting the "final consumption rush" typically seen at this time of the year. As a result, a slight increase in prices is likely for the coming month. However, buying interest will decrease in January and subsequent sales will be limited.

Cod and flatfish catches in Poland were reported to be moderate, but due to limited demand, prices have started to decrease slightly.

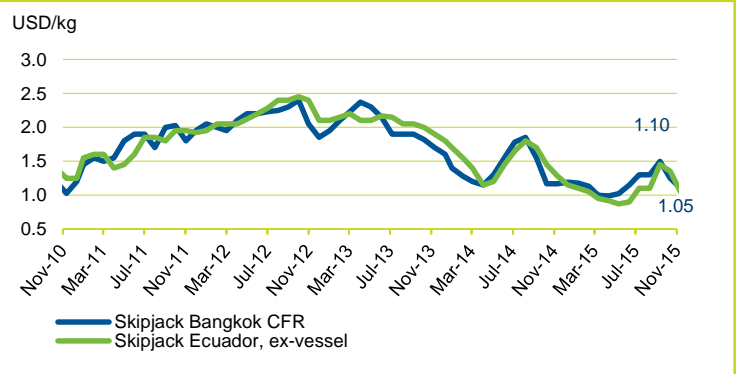
COD - in Poland (FOB, origin: Baltic Sea)



TUNA - BILLFISHES

Demand for canned tuna is slow at the moment. This fact overshadows world trade in tuna raw material, for which prices are declining rapidly. The problem is being very much felt in Ecuador where the traditional markets in the region are very slow. Venezuela, in the past one of the major markets for Ecuadorian canned tuna, is practically not importing any canned tuna. Europe also reports limited buyer interest in Ecuadorian canned tuna. There has also been little change in the situation at Thai canneries which continue to report healthy raw material inventories and slow production activities due to weak demand for finished goods.

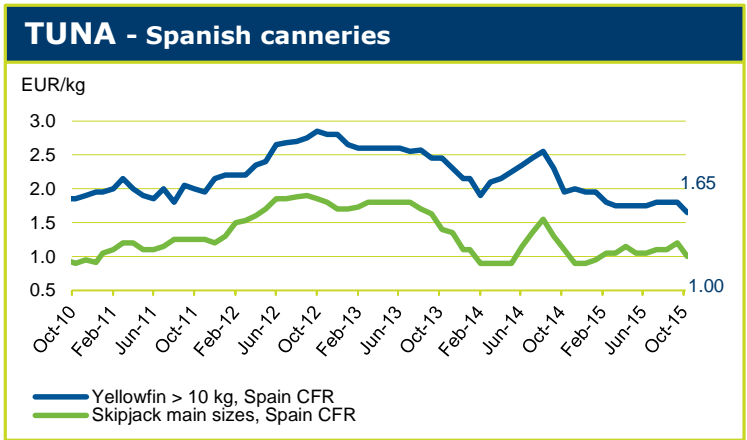
TUNA - Pacific Ocean



The FAD closure has ended in the Western and Central Pacific and fishing continues at a moderate rate. Fishing in the Eastern Pacific is moving at a similar pace, while local canneries are still reporting moderate-to-high raw material inventories. The second IATTC 'veda' closure will be in force from 18 November to 18 January 2016 and 60% of the fleet is expected to be tied up for this two month period. Landings are expected to spike prior as vessels come in for the closure.

Vessels in the Indian Ocean are experiencing slow-to-moderate fishing, catching mostly skipjack. Despite this, local canneries are reporting healthy raw material inventories. Fishing

in the Atlantic Ocean has improved to a moderate-to-good level and local canneries continue to report healthy raw material inventories. Catches are still being diverted to other markets via containers and carrier transshipments. Demand from European canneries has remained limited due to heavy arrivals from Thailand and the Philippines and little buying interest from customers for canned tuna product. The situation will continue for the coming two months at least, likely leading to further declines in raw material prices.

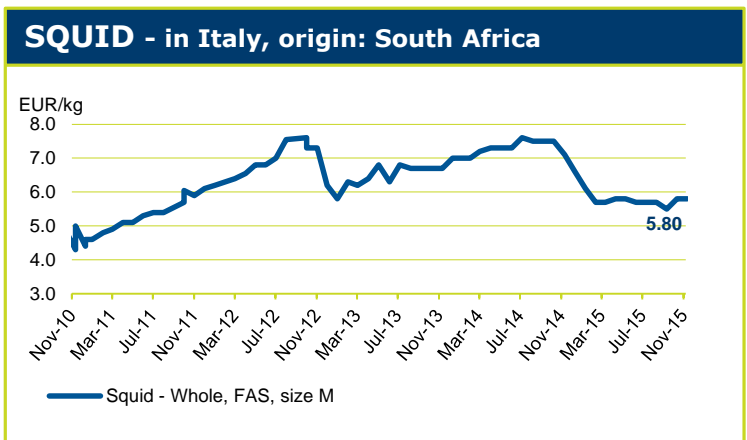


SMALL PELAGICS

The demand for herring is high on the Russian market. Prices are rising, both as a result of the strong demand and also due to the continuing food import ban which curtails imports of small pelagics from Norway, Iceland and the EU. There are relatively more offers for small Pacific herring compared with larger sizes. Meanwhile, herring catches by the Polish fleet are reported to be good while demand has been modest, leading to a decline in prices.

CEPHALOPODS

Demand for squid remains weak, and prices are steady for South African product even though fishing activity is currently banned. As soon as fishing resumes and new supplies hit the market, some reductions in squid prices are likely. Octopus and cuttlefish market are bleak too.



CRUSTACEANS

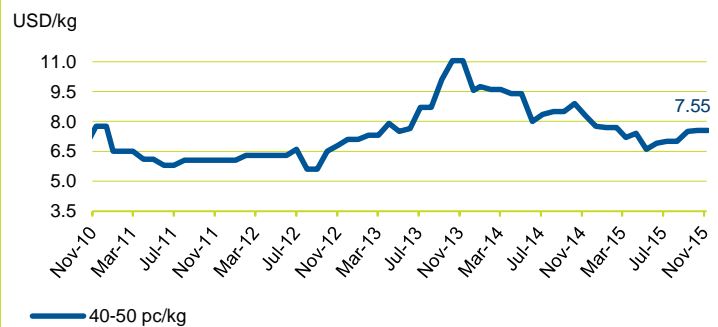
Importers and packers of **shrimp** are preparing for the Christmas season, but expectations are below previous years.

Shrimp prices are generally stable but are declining in some markets, particularly for shrimp from Indonesia.

As usual at this time of the year, **lobster** prices are firm due to lower landed volumes coupled with good demand. However, the recent events in Paris are likely to lead to a slowdown in trade and similarly to shrimp, the lobster trade is expected to suffer from sluggish demand with prices reflecting the overall climate.

Crab prices decreased slightly in early November, although cumulative landings are still well below 2014 levels (-37% in volume by early November for size 13-16 cm) due to a colder spring and a late start to the fishing season.

WHITELEG SHRIMP - origin: Ecuador



BIVALVES

Bouchot, rope and Dutch mussels are now widely available on the French market. Label Rouge rope mussels from Charente and organic Bouchot mussels from Chaussey are amongst this year's innovative mussel products on display in French supermarkets.

Oyster growth is reported to be slower than average this autumn and sales of large-sized oysters over the summer period seem to have resolved much of the excess large oyster stock situation which prevailed earlier in the year. According to Ifremer, summer survival rates have improved this year.

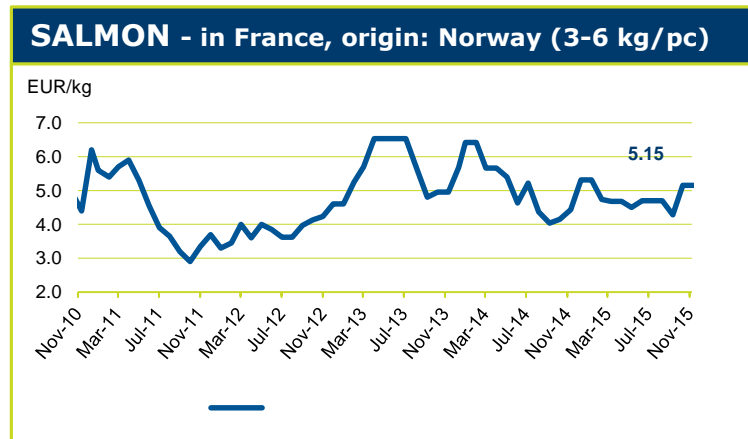
SALMON

Norwegian farmed Atlantic salmon exporters saw export revenues climb to record heights in October 2015, due to a combination of higher volumes and higher prices. According to the Norwegian Seafood Council (NSC), total export value for the month came to NOK 4.7 billion, 18% more than October last year. Total volume was slightly higher (+2.7%) at 103 360 tonnes, an all-time record for a single month, while the average price was some 18% higher than the same month last year.

Year-to-date total salmon export volume was 851 000 tonnes, an increase of 3.6% compared with last year. Aside from the obvious exception of Russia, demand for Norwegian salmon has been strong in all markets this year, particularly in core EU markets such as France and Poland.

Exports to Eastern Europe are down as a result of the Russian ban, but recently Russian authorities opened the market for five Norwegian farms via processing in Belarus. For UK exporters, meanwhile, market conditions and exchange rate developments have seen US importers favouring Canadian and Norwegian fresh salmon over Scottish product and revenues have taken a hit.

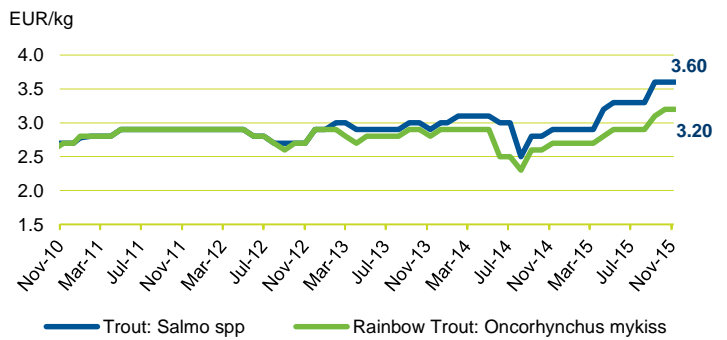
For week 45, the NASDAQ salmon index was at NOK 41.3/kg, with the increase for larger sizes significantly more than for smaller fish due to lower availability. In expectation of higher prices to come, many buyers have been stocking up on product earlier in the year, keeping prices high even as sea lice and ISA challenges have been forcing many Norwegian farms to harvest ahead of schedule. This has ensured bigger fish remain relatively scarce and has reduced standing biomass in the pens, the net effect of which has been widespread upward revisions by analysts of the price of Norwegian salmon over the coming months. Expectations for early 2016 are now as high as NOK 50/kg from some sources. For the whole of 2016, the Fish Pool forward price is now at around NOK 41/kg. However, farm costs continue to rise, particularly for biological management and feed, reducing the positive effect of high prices on profit margins.



TROUT

NSC figures put Norwegian trout exports marginally down in October, by 3% in both volume and value. Exports to Belarus and Poland increased dramatically following the Russian ban, but this has not been sufficient to support prices at the levels seen prior to its introduction. Relatively higher biomass at Norwegian trout farms should keep prices down in year-on-year terms over the coming months, although seasonal demand will push prices up as we approach the end of 2015. Meanwhile, trout in Italy is in good demand and further increases in prices are foreseen for the Christmas celebrations.

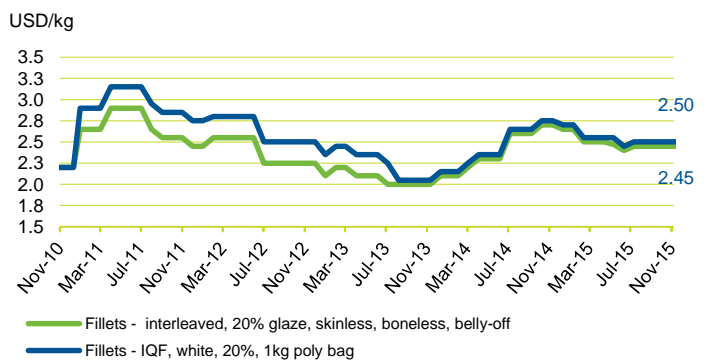
TROUT - Ex-farm prices in Italy



FRESHWATER FISH

Nile perch prices on the European market continue to decline, amidst concern about the overexploitation of this species in Lake Victoria. Another key factor behind the weakening demand is that producers have to compete with other freshwater species on the market, which are selling at far lower prices. Hungarian carp, meanwhile is selling at high prices in anticipation of the year end festivities, which is the main selling period for this species.

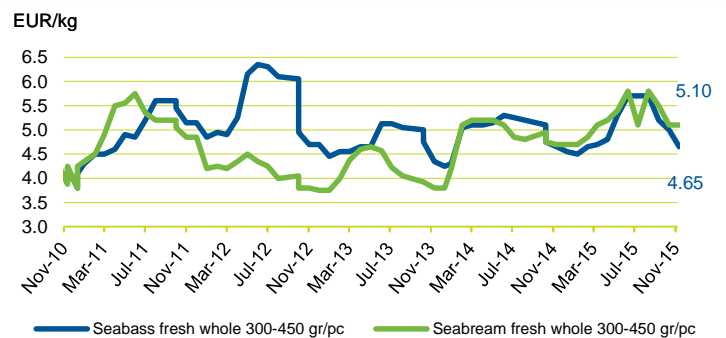
Pangasius - in Spain, origin: Viet Nam



SEABASS - SEABREAM - MEAGRE

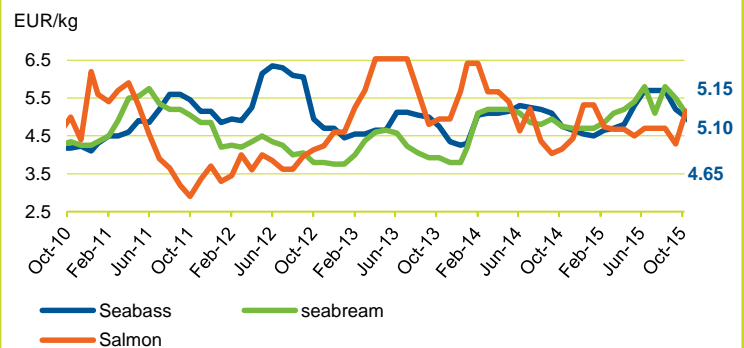
In Italy, prices of small-sized Greek seabream continue to decline while large-sized seabream are increasing in price. Prices are also falling for smaller seabass while stable prices are reported for larger sizes. A post-summer fall is typical for these markets, however, and fresh Greek seabream export prices in September 2015 were 16% higher than the same month in 2014, with an 8% increase for fresh sea bass. For Turkish fish, the price increases for the same species were 14% and 12% respectively in euro terms, although a significantly weaker Turkish lira meant these figures translated into 36% and 33% increase in domestic currency.

SEABASS/SEABREAM - in Italy origin: Greece



In the first 9 months of 2015, Greece exported around 53 500 tonnes of bass and bream, which represents a 7% drop compared with 2014, with the fall accounted for almost entirely by lower supply of bream. In Turkey, the equivalent figure was 42 900 tonnes, around 16% higher than the same period in 2014. This increase in export volumes has been observed despite expectations of lower production this year and it was not until August and September that Turkish exports dropped below last year – this trend can be expected to continue. On the market side, Turkey continues to expand in Middle Eastern, North African and US markets, although EU markets such as the Netherlands, Italy and Spain remain the top buyers of Turkish fish. Meanwhile, there are signs that the Greek industry is looking for ways to differentiate itself from the competition, with organic and ecolabelled Greek fish now increasingly available to consumers.

Farmed Finfish: Price Trend





GLOBEFISH EUROPEAN PRICE REPORT

Fish Species Trade Name	Product Form	Grading	Price per kg			Reference & Area	Origin			
			As stated	EUR	USD					
GROUND FISH							November 2015			
Cod/Cabillaud, Morue/ Bacalao <i>Gadus morhua</i>	Fresh gutted		1.40	1.49	-	Poland FOB	Baltic Sea			
	IQF portion, single frozen	100-150 g/pc	7.80	8.32	+	Italy CIF	Iceland			
	Fresh - fillet	50-100 g/pc 100-200 200-400	4.00	4.27	-	CPT	Denmark			
			6.21	7.00	-					
			7.01	7.91	-					
	Fresh - Whole	1-2 kg/pc 2-4	5.64	6.02	-					
			6.34	6.76	-					
	Fillet - wet salted - 1st quality produced from fresh raw material	700-1000 g/pc	9.60	10.24	+	Italy DDP	Iceland			
			7.60	8.11		CIF				
	Stockfish	700 g/pc	23.50	25.07	=	DDP	Norway			
Fillet skinless	300-600 g/pc 400-600 600-800 900-1300 900-1300	7.30	7.79		Spain CIF	Netherlands				
		9.30	9.92							
		9.75	10.40							
		11.80	12.59							
		12.35	13.18							
Fillet - wet salted - 1st quality produced from frozen raw material	400-700 g/pc	8.20	8.75	+	Italy CIP	Denmark				
Hake/Merlu/Merluza <i>Merluccius capensis</i>	Minced block		1.58	1.69	=	Namibia FOB for Spanish market	Namibia			
	H&G, IWP	100-200 g/pc 350-500 500-800	no quotation			Spain FOB				
			Fillet skin on	2-4 oz/pc 4-6 6-8 8-12	2.90			3.09		DDP
					3.45			3.68		
					3.55			3.79		
	3.95	4.21								
	IQF portion, trapeze	90-110 g/pc	6.20	6.61	+	Italy CIF				
	IQF	100-200 g/pc	6.30	6.72		Europe DDP	South Africa			
	H&G	< 150 g/pc 150-250 350-500	na			Italy CIF	Argentina			
			1.58	1.69						
1.84			1.96							
Fillet - skinless skin-on	80-120 g/pc	3.10	3.31	+						
		2.98	3.18							
Fresh - whole	100-200 g/pc	3.70	3.95	=	CPT	Croazia				
		5.00	5.33	-						
Fresh - gutted	200-300 300-400	5.70	6.08	-						
Fillet, PBO	Minced block	2.76	2.95	=	Spain CIF	USA				
		1.58	1.85	=						
Alaska pollack/Lieu de l'Alaska/Colín de Alaska <i>Theragra chalcogramma</i>	Industrial block single frozen		2.70	2.88	Europe CFR	China				
	Industrial block double frozen		2.50	2.67						
Fillet, IQF	2-4 oz	3.66	3.90	+	DDP	USA				
H&G	>25 >30 >25	1.17	1.25	+	Russian Fed. wholesale Vladivostok	Russian Fed.				
		1.06	1.13							
		1.42	1.51	+			wholesale Moscow			

Fish Species Trade Name	Product Form	Grading	Price per kg		Reference & Area	Origin
			As stated	EUR USD		
GROUND FISH (cont.)						November 2015
Surimi (Alaska pollack)	Stick - Paprika	250 g/pc		2.48 2.65 =	France CFR	Spain
Hoki <i>Macrurus magellanicus</i>	H&G	100-300 g/pc		1.63 1.74	Spain FOB	
		300-500		1.63 1.74		
		500-900		1.63 1.74		
Saithe/Lieu noir/ Carbonero (Pollock, Coley) <i>Pollachius virens</i>	Fillet - interleaved	200-400 g/pc		no quotation	Europe CIF	Faroe Islands
	Fillet - skinless, PBI, interleaved	16-32 oz/pc		5.30 5.65	Spain DDP	Iceland
Monkfish/Baudroie/ Rape <i>Lophius spp.</i>	Fresh - Tail	< 0.3 kg/pc		7.86 8.39 +	Italy CPT	UK
		0.3-0.5		9.07 9.68 -		
		0.5-1		10.53 11.23 -		
		1-2		12.01 12.81 -		
		> 2		14.66 15.64 +		
	Fresh - whole	0.5-1 kg/pc		5.53 5.90 =	FCA	France
		1-2		5.80 6.19		
	Tails, skinless	100-250 g/pc		5.75 6.13	Spain DDP	Namibia
	Frozen at land	250-500		6.75 7.20		
	100% net weight	500-1000		8.00 8.53		
		> 1000		8.75 9.33		
Haddock/Eglefin/Eglofino <i>Melanogrammus aeglefinus</i>	H&G	< 0.8 kg/pc	NOK 20.00	2.17 2.31	Sweden FCA	Norway
	Fresh	1-1.5 kg/pc		5.20 5.55	Spain CIF	
		> 1.5		5.50 5.87		
		> 2		5.65 6.03		
Ling/Lingue franche/ Maruca <i>Molva molva</i>	Fillet - wet salted Produced from fresh raw material 1st quality	1-1.5 kg/pc		4.90 5.23 =	Italy DDP	Faeroe Islands
John Dory/ Sainte Pierre Pez de San Pedro <i>Zeus faber</i>	Frozen skin-on IQF, 20% glaze	60-100 g/pc		4.26 4.55	Germany CFR	China
		100-150		4.59 4.90		
		150-200		4.97 5.30		
		200-300		5.15 5.50		
		300-400		5.48 5.85		
	Fresh - gutted	600-800 g/pc		11.20 11.95 +	Italy CPT	Senegal
		800-1000		11.20 11.95 +		
		1000-2000		11.20 11.95 +		
Sand steenbras/ Marbré/ Herrera <i>Lithognathus mormyrus</i>	Fresh	500/700 g/pc		6.74 7.19 *	FCA	Morocco
		700/1000		6.65 7.09 *		
		Mixed		7.90 8.43 *		
		400-600		7.40 7.89 *		France
		700-1000		7.73 8.25 *		
		200-300 g/pc		7.20 7.68 *		Spain
		300-500		7.50 8.00 *		
	Mediterranean	200-300		9.20 9.81 *		
		300-500		9.40 10.03 *	CPT	
FLAT FISH						November 2015
Turbot/Rodaballo <i>Psetta maxima</i>	Fresh - whole cultured	0.5-1 kg/pc		6.50 7.33	Spain CIF	Spain
		1-2		7.90 8.91		
		2-3		11.30 12.74		
		3-4		18.90 21.31		
	Fresh - whole wild	< 0.5 kg/pc		6.30 6.72 -	Italy CPT	Netherlands
		0.4-0.6		3.95 4.21 -		
		0.5-0.8		8.40 8.96 -		
		0.5-1		8.35 8.91 -		
		0.8-1		11.40 12.16 -		
		1-2		12.40 13.23 -		
		2-3		15.15 16.16 -		
		3-4		19.10 20.38 -		
		4-6		22.15 23.63 -		
	Fresh - whole	0.4-0.6 kg/pc		6.20 6.61 +	Italy CPT	Spain/Portugal
		0.8-1		6.50 6.93 +		
		1-1.5		6.39 6.82 +		
		1.5-2		7.70 8.21 =		
		2-2.5		10.20 10.88 =		
		3-4		15.20 16.22 =		

Fish Species Trade Name	Product Form	Grading	Price per kg			Reference & Area	Origin	
			As stated	EUR	USD			
FLATFISH (cont.)							November 2015	
Turbot/Rodaballo <i>Psetta maxima</i>	Fresh - whole	0.5-1		6.94	7.40 -	Italy CPT	Spain/Portugal	
		0.7-1		7.03	7.50 -			
		1-2		1.05	1.12 -			
		2-3		16.20	17.28 +			
		> 4		14.00	14.94			
		1-2 kg/pc		11.09	11.83 *		Netherlands	
2-3		14.02	14.96 *					
Sole/Sole/ Lenguado <i>Solea vulgaris</i>	Fresh - whole wild	< 170 g/pc		10.20	10.88 -	Spain CIF		
		170-220		12.65	13.50 -			
		200-300		14.35	15.31 -			
		200-250		13.65	14.56 -			
		300-400		18.65	19.90 -			
		400-500		20.10	21.44 -			
		500-600		24.15	25.76 -			
	Fresh - whole wild	200-300 g/pc		20.60	21.98	Italy CPT	France	
		300-400		24.30	25.92			
		No. 3		13.90	14.83 *			
		No. 4		12.00	12.80 *			
		No. 5		9.65	10.29 *			
	Fresh - whole	No. 2		18.89	20.15 -	CIF	Netherlands	
		No. 3		14.94	15.94 -			
		No. 4		12.89	13.75 -			
	Fresh - gutted	No. 2		18.01	19.21 +			
		No. 3		14.60	15.58 +			
		No. 4		12.31	13.13 +			
		No. 5		11.58	12.35 +			
	Fresh - whole	No. 2		14.91	15.91			
No. 3			14.15	15.10				
No. 4			9.92	10.58				
European plaice/ Plie d'Europe/ Solla europea <i>Pleuronectes platessa</i>	Fresh - whole	300-400 g/pc		3.90	4.16 +	Spain CIF		
		400-600		4.40	4.69 +			
		> 600		4.90	5.23 +			
	IQF, white skin-on, 25% glaze		No. 2		4.60	4.91 -	Netherlands FOB for Italian market	
IQF skin-off, 25% glaze				4.90	5.23 -			
European Flounder/ Flet d'Europe/ Platija europea <i>Platichthys flesus</i>	Fresh - fillets skin-on skinless whole	Large		4.25	4.53	Italy CPT		
		Large		5.75	6.13 +			
				1.60	1.71 +			
				1.68	1.79			
Greenland Halibut/ Reinhardtius hippoglossoides	Fillet - skinoff, boneless, blockfrozen			No quotations		Denmark FOB	Greenland	
TUNAS/BILLFISHES							November 2015	
Tuna/Thon/Atún <i>Thunnus spp.</i>	Skipjack - whole	main size		1.03	1.10 -	Bangkok CFR	Western/Central Pacific Ocean	
					1.22			1.05 -
					1.41			1.50 -
	Yellowfin - whole	main size			0.95	1.01 -	Seychelles FOB	Indian Ocean
					1.50	1.60 -		
	Skipjack - whole				0.90	0.96 -	Abidjan ex-vessel	Atlantic Ocean
					1.55	1.65 -		
	Skipjack - whole	1.8-3.4 kg/pc			1.00	1.07 -	Spanish Canneries CFR	Various origins
					1.65	1.76 -		
	Skipjack - cooked & cleaned loins - vacuum packed		double cleaned		4.69	5.00 =	Italy DDP	Solomon Islands
	Yellowfin - cooked & cleaned loins - vacuum packed		double cleaned		5.44	5.80 =		Kenya/Mauri- tius/Solomon Is.

Fish Species Trade Name	Product Form	Grading	Price per kg			Reference & Area	Origin
			As stated	EUR	USD		
TUNAS/BILLFISHES (cont.)							November 2015
Tuna/Thon/Atún <i>Thunnus spp.</i>	Yellowfin - whole	3-10 kg	1.20	1.32	-	Spain DAT DDP CFR CFR Tunisia CFR Europe CFR	Atlantic Ocean
	Bigeye - whole	> 10 kg	1.10	1.21	-		
	Yellowfin - whole	> 10 kg	1.85	2.04	-		Indian Ocean
	Skipjack - whole	> 3.5 kg	1.00	1.10	-		
	Yellowfin - frozen loins		4.20	4.63	-		Eastern Pacific Ocean
	Skipjack - frozen loins		3.20	3.53	-		
	Bigeye - frozen loins		3.80	4.19	-		Indian Ocean
	Albacore - frozen loins		na		-		
	Skipjack	> 1.8 kg/pc	1.37	1.46	-		Ghana
	Skipjack - pre-cooked loins		3.28	3.50	-		Ecuador FOB
	Yellowfin - pre-cooked loins	double cleaned	4.69	5.00	-		
		single cleaned	3.75	4.00	-		
	Skipjack - whole		1.22	1.30	*		
	Skipjack - whole	1.9-3.4 kg/pc	0.94	1.00	-		
		3.5-5	1.03	1.10	-		
	Yellowfin - pre-cooked loins	double cleaned	4.78	5.10	-		
single cleaned		4.69	5.00	-			
Skipjack - pre-cooked loins		4.03	4.30	-			
Swordfish/Espadon/ Pez espada <i>Xiphias gladius</i>	Frozen at sea, DWT	30-50 kg/pc	6.20	6.61	-	Spain FOT	Spain
	100% net weight	50-70	6.10	8.47	-		
	Fresh - gutted Whole Mediterranean	< 12 kg/pc	8.73	12.12	-	Italy CPT FCA	
		13-18	8.73	12.12	+		
	19-25	8.73	12.12	+			
	26-35	8.73	12.12	+			
	Whole Atlantic	19-25	8.30	11.53	+		
		26-35	8.30	11.53	+		
		36-50	8.30	11.53	+		
		> 50	8.60	11.94	+		
SMALL PELAGICS							November 2015
Mackerel/Maquereau/ Caballa <i>Scomber scombrus</i>	Fresh - whole	4-6 pc/kg	1.43	1.53	-	Italy CPT	France
	Fresh - Fillets butterfly cut		3.11	3.32	-		
	Whole	200-400 g/pc 300-500	No quotations			Netherlands/Poland FOB	UK
	H&G	> 200 g/pc	na			for Eastern Europe	Greenl./Faroe. I
	Whole	3-4 pc/kg	1.05	1.12	-	Spain FOB	Spain
Horse Mackerel/ Chincard/ Jurel <i>Trachurus spp</i>	Whole	> 24 cm/pc	1.23	1.31	-	Morocco FOB for European market	Morocco
Herring/Hareng/Arenque <i>Clupeidae</i>	Fresh - fillet		2.30	2.45	+	Italy CPT	Denmark
	Fresh - whole	250-300 g/pc	1.40	1.49	+	Russian Fed. wholesale Moscow	Russian Fed.
		> 350	1.50	1.60	*		
		> 25	1.02	1.09	*	Russian Fed. wholesale Vladivostok	
		> 300	1.17	1.25	-		
> 250	0.91	0.97	-				
	70-100 g/pc	0.28	0.30	-	Poland FOB	Baltic	
Sprat/Sprat/Espadín <i>Sprattus sprattus</i>			0.15	0.16	-		
Sardine/Sardine/Sardina <i>Sardina pilchardus</i>	Fresh - whole		0.81	0.86	-	Italy CPT	Croatia
			0.80	0.85	-		Italy
	Fresh fillets		4.12	4.40	-		France
			5.35	5.71	*		UK

Fish Species Trade Name	Product Form	Grading	Price per kg			Reference & Area	Origin
			As stated	EUR	USD		
CEPHALOPODS							November 2015
Squid/Encornet/Calamar <i>Loligo spp.</i>	Whole	S (< 18 cm)	5.60	5.97 =	Italy CIF	South Africa	
		M (18-25)	5.80	6.19 =			
		L (25-30)	6.00	6.40 =			
		XL (>30)	6.00	6.40 =			
<i>Loligo gayi</i>	Whole	18-22 cm	4.95	5.28	Spain FCA	Falkland/ Malvinas Isl.	
15-18		4.95	5.28				
12-16		4.95	5.28				
<i>Loligo vulgaris</i>	Fresh - whole	100-300 g/pc	10.35	11.04 +	Italy FCA	Morocco	
		300-400	13.40	14.30			
		400-600	9.64	10.28 -			
		600-1000	13.50	14.40			
<i>Loligo duvacelli</i>	Whole	2 small	5.20	5.55	Mauritania FOB for European market	Mauritania	
		3 small	4.50	4.80			
		4 small	4.00	4.27			
		small	5.70	6.08			
		medium	6.00	6.40			
<i>Loligo chinensis</i>	Whole cleaned,	< 5	3.94	4.20 *	Germany CFR	India	
		< 10	3.84	4.10 *			
		11-20	3.05	3.25 *			
		21-40	2.62	2.80 *			
<i>Dosidicus gigas</i>	Raw fillet	< 3	4.36	4.65	Europe CFR	Chile	
		3-6	3.56	3.80			
		6-10	3.09	3.30			
		10-15	2.72	2.90			
		15-20	2.34	2.50			
<i>Dosidicus gigas</i>	Raw tentacle	2-4 kg/pc	0.93	0.99	Italy CPT	Peru	
		1-2, 2-3 kg/pc	0.93	0.99			
	< 1, 1-2	> 2	0.89	0.95 -			
		> 2	1.17	1.25 *			
	Raw wings whole without cartilage		0.56	0.60 =			
			0.70	0.75 =			
	Necks open with cartilage		0.61	0.65			
			1.08	1.15 +			
	Darum membraneless		2.44	2.60 +			
	Boiled wings - skin-on		1.27	1.35 +			
	Squid rings - thawed		2.66	2.84 =			
	Squid stripes - thawed		1.83	1.95 +			
Tentacles		2.03	2.17 +				
Octopus/Poulpe/Pulpo <i>Octopus vulgaris</i>	Whole - FAS	T1	8.95	9.55 -	Morocco FOB, for Spanish market	Morocco	
		T2	7.95	8.48 -			
		T3	6.75	7.20 -			
		T4	6.15	6.56 -			
		T5	5.45	5.81 -			
	IQF, 10% glazing	T3	8.00	8.82	for Italian market		
		T4	7.40	8.16			
		T5		0.00			
		T6	6.40	7.06			
		T7	5.60	6.18			
<i>Eledone moschata</i>	Sushi slice 100% net weight	7 g/pc	13.21	14.10 -	Europe CFR	Indonesia	
		9 g	13.21	14.10 -			
	boiled cut 100% net weight		8.11	8.65 -			
Flower type 90% net weight	1-2 kg/pc	4.40	4.70 -				
	>2	4.69	5.00 -				
<i>Eledone moschata</i>	Fresh		3.51	3.87 *	Italy CPT FCA	Croazia	
			3.37	3.72 *			
			3.54	3.90 *			
	extra small medium		10.94	12.07 *	CPT	Croazia	
			5.71	6.30 *			
			3.72	4.10 *			
	80-120 g/pc	50-80	4.20	4.63 *		Tunisia	
		< 50	4.40	4.85 *			
		< 50	4.50	4.96 *			

Fish Species Trade Name	Product Form	Grading	Price per kg			Reference & Area	Origin	
			As stated	EUR	USD			
CEPHALOPODS (cont.)							November 2015	
Cuttlefish/Seiche/ Sepia <i>Sepia spp.</i>	Whole, cleaned, IQF 20% glaze	< 10 pc/kg	4.03	4.30 -		Germany CFR	India	
		11-20	4.03	4.30 +				
	Fresh - whole	IQF, 10% glaze	300-500 g/pc	3.65	3.89 +		Italy FCA CPT CIF	France/UK Morocco
			500-1000	3.77	4.02 +			
			100-200 g/pc	5.32	5.68 *			
			200-300	5.32	5.68 *			
		300-400	5.32	5.68 *				
		400-600	5.32	5.68 *				
		600-800	5.32	5.68 *				
CRUSTACEANS							November 2015	
Whiteleg shrimp/ Crevette pattes blanches/Camarón patiblanco <i>Penaeus vannamei</i>	PD, chemical treatment 100% net weight treated with non-phosphate	31-40 pc/lb	9.37	10.00 -		Europe CFR	Indonesia	
		41-50	8.81	9.40 -				
		51-60	8.53	9.10 -				
		61-70	7.87	8.40 -				
		71-90	7.69	8.20 -				
		91-120	7.31	7.80 -				
	Blanched, PD IQF, 20% glaze	10-20 pc/g	10-20 pc/g	7.03	7.50 *		India	
			16-20	8.25	8.80 *			
			20-40	6.65	7.10 *			
			31-40	6.37	6.80 *			
			41-50	5.44	5.80 *			
			40-60	6.28	6.70 *			
			60-80	5.44	5.80 *			
			80-120	4.50	4.80 *			
	C&P, deveiled, tail-off IQF, 20% glaze	41-60 pc/lb	41-60 pc/lb	6.65	7.10		Viet Nam	
			61-80	6.37	6.80			
	Head-on, shell-on	20-30 pc/kg	20-30 pc/kg	9.37	10.00 =		Central America	
			30-40	8.53	9.10 =			
			40-50	6.65	7.10 =			
			50-60	6.37	6.80 =			
			60-70	5.72	6.10 =			
			70-80	5.25	5.60 =			
			80-100	4.87	5.20 =			
			100-120	4.50	4.80 =			
			120-140	3.94	4.20 =			
	Tails	21-25 pc/lb	21-25 pc/lb	10.74	11.46 =			
			26-30	9.09	9.70 =			
31-35			8.47	9.04 =				
36-40			7.85	8.38 =				
41-50			7.44	7.94 =				
51-60			6.82	7.28 =				
61-70			6.51	6.94 =				
71-90			5.99	6.39 =				
91-110	4.75	5.07 =						
Head-on, Shell-on	30-40 pc/kg	30-40 pc/kg	7.92	8.45 +		South/Central America FOB for European main ports		
		40-50	7.08	7.55 +				
		50-60	6.09	6.50 +				
		60-70	5.62	6.00 +				
		70-80	5.06	5.40 +				
		80-100	4.12	4.40				
> 100	4.03	4.30						

Fish Species Trade Name	Product Form	Grading	Price per kg			Reference & Area	Origin
			As stated	EUR	USD		
CRUSTACEANS (cont.)							November 2015
Green tiger prawn/ Crevette tigrée verte/ Langostino tigre verde <i>Penaeus semisulcatus</i>	Headless, shell-on, block 100% net weight, net count	41-50 pc/kg	7.12	7.60 *	Europe CFR	Belgium	
		51-60	6.47	6.90 *			
		61-50	6.09	6.50 *			
		71-90	5.72	6.10 *			
		91-120	5.34	5.70 *			
		100-200	4.87	5.20 *			
		200-300	4.59	4.90 *			
		300-500	4.22	4.50 *			
	Headless, shell-on, block 100% net weight, net count PUD, RAW	71-90 pc/kg	6.65	7.10 *			
		91-120	6.37	6.80 *			
		100-200	6.09	6.50 *			
		200-300	5.62	6.00 *			
		300-500	4.97	5.30 *			
	PUD, RAW, IQF, 78% weight & 22% glaze 100% net weight, frozen count	61-70	5.15	5.50 *			
		71-90	4.78	5.10 *			
		91-120	4.64	4.95 *			
		100-200	4.31	4.60 *			
		200-300	3.94	4.20 *			
	PUD, Cooked, IQF, 78% weight & 22% glaze 100% net weight, frozen count	61-70	5.81	6.20 *			
		71-90	5.62	6.00 *			
91-120		5.44	5.80 *				
100-200		5.25	5.60 *				
200-300		4.64	4.95 *				
Metapenaeus shrimps/ Crevettes Metapenaeus Camarones Metapenaeus <i>Metapenaeus spp</i>	Untreated, net weight, net count	100-200 pc/kg	6.28	6.70 *	Europe CFR	India	
		200-300	5.39	5.75 *			
		300-500	4.64	4.95 *			
Argentine red shrimp/ Salicoque rouge/ d'Argentine/Camarón langostín argentino <i>Pleoticus muelleri</i>	Head-on, shell-on	10-20 pc/kg	7.90	8.43 -	Spain EXW	Argentina	
		20-30	7.00	7.47 =			
		30-40	6.90	7.36 =			
		40-60	6.70	7.15 =			
Black tiger/Crevette tigrée/Camarón tigre <i>Penaeus monodon</i>	Headless 20% glaze, IQF	8-12 pc/lb	14.43	15.40 +	Europe/ Russian Fed.	Bangladesh	
		13-15	12.56	13.40 +			
		16-20	9.33	9.95 +			
		21-25	7.22	7.70			
		26-30	7.03	7.50			
	Headless, shell-on, block frozen	13-15 pc/kg	12.18	13.00 *	Europe CFR	Belgium	
		16-20	12.18	9.50 *			
		21-25	8.90	8.20 *			
		26-30	7.69	7.50 *			
		31-40	7.03	7.10 *			

Fish Species Trade Name	Product Form	Grading	Price per kg			Reference & Area	Origin		
			As stated	EUR	USD				
CRUSTACEANS (cont.)							November 2015		
Deep-water rose shrimp/ Crevette rose du large/ Gamba de altura/ <i>Parapenaeus longirostris</i>	Fresh - Peeled tail	Mixed		10.00	11.37 *	Italy CPT	Italy		
Common shrimp/ Crevette grise/Quisquilla <i>Crangon crangon</i>	Fresh, shell-on			26.00	27.74 =	Spain CIF	Netherlands		
	Head-on, shell-on			11.70	12.48 *				
Norway lobster/ Langoustine/Cigala <i>Nephrops norvegicus</i>	Fresh - Whole 4X1.5 kg	3-5 pc/kg		na		DDP			
		4-7		25.35	26.97				
		6-9		20.85	22.18				
		8-12		19.35	20.59				
		11-15		17.35	18.46				
		16-20		14.80	15.79				
		20-30		13.80	14.72				
		31-40		9.85	10.51				
		41-50		7.35	7.84				
	Tails	40-60		13.35	14.24				
	Whole	00		13.78	14.70 +	Spain CIF	Scotland		
		0		12.38	13.21 +				
		1		10.98	11.71 +				
2			9.68	10.33 *					
3			8.48	9.05 *					
4			7.28	7.77 *					
Fresh - whole	5		5.15	5.49 *					
	5-9 pc/kg		21.00	22.40 =					
	11-15		18.90	20.16 +					
	16-20		15.45	16.48 +					
	20-30		13.00	13.87 +					
Fresh - whole	31-40		10.70	11.41 -		Netherlands			
	41-50		8.55	9.12 -					
	8-10 pc/kg	11-15		16.45			17.55	Italy CPT	Denmark/ UK
		16-20		14.11			15.05 -		
21-30			11.43	12.19 +					
21-30			9.96	10.63 -					
41-50			4.95	5.28 -					
European lobster/ Homard européen/ Bogavante <i>Homarus gammarus</i>	Live - bulk	400-600 g/pc		20.00	21.34 +	France delivered to French vivier	Ireland		
		600-800		20.00	21.34 +				
American lobster/ Homard américain/ Bogavante americano <i>Homarus americanus</i>	Live hard shell	Large		18.64	19.89 +	Italy CPT	UK		
		small		20.00	21.34 +				
		Live soft shell		12.46	13.29 +				
	Popsicle	< 450 g/pc (canner size)	CAN 25.00	19.51	18.31	Canada FOB for European mkt	Canada		
		> 450 (market size)	CAN 26.00	19.51	18.31				
Whole cooked netted lobster	canners market	CAN 16.70	12.53	11.76					
		CAN 17.95	13.47	12.64					
Edible crab/Tourteau/ Buey de mar <i>Cancer pagurus</i>	Live	T2 13-16 cm		2.02	2.15 -	France Auction	France		
Spinous spider crab/ Araignée européenne/ Centolla europea/ <i>Maja squinado</i>	Fresh - female	male		9.00	9.60 *	Italy CPT	UK		
		male		9.00	9.60 *				
	Fresh - female	male		4.70	5.01 *		France		
		male		4.20	4.48 *				
		Fresh-female male	small small		2.20 3.00			2.35 * 3.20 *	



GLOBEFISH EUROPEAN PRICE REPORT

Fish Species Trade Name	Product Form	Grading	Price per kg			Reference & Area	Origin			
			As stated	EUR	USD					
BIVALVES							November 2015			
Oyster/Huître/Ostra <i>Crassostrea gigas</i>	Live	No. 3		4.00	4.27	-	France prod. Price/ average export price	Ireland/France		
		60-100 g/pc		16.56	17.67	+	Spain CIF	Netherlands		
		95-110 g/pc		19.19	20.47	*		Italy		
<i>Ostrea edulis</i>		>130		13.85	14.78	*	Netherlands			
Mussel/Moule/Mejillón <i>Mytilus edulis</i> <i>Mytilus galloprovincialis</i>	Live - Bottom mussel			2.10	2.24	=	France wholesale	France		
				1.80	1.92	=		Netherlands		
	Live - Rope	60-80 pc/kg		2.00	2.13	=	Spanish market EXW	Spain		
		Fresh	20-25 pc/kg		no quotation			Italy CFA	Italy	
			25-30		1.22	1.30				+
			30-40		1.15	1.23				+
	Fresh - whole	shell on			1.15	1.23	*	Italy FCA		
					1.92	2.05	*	CPT		
					1.22	1.30	*	FCA		
					1.80	1.92	*	CPT		
<i>Mytilus chilensis</i>	IQF - shell-off, 7% glaze	200-300 pc/kg		2.05	2.19	*	FCA CPT	Spain		
				2.04	2.18	*				
				4.60	4.91	=			CIF	
				2.06	2.20					
Cooked mussel meat IQF		100-200 pc/kg		3.05	3.25		France CIF			
			200-300		2.95	3.15				
				300-500		2.91			3.10	
			80-100 pc/kg		2.06	2.20				
Razor shell/Couteau/Navajas - Solenidae	Fresh	S		7.60	8.11	+	Spain CIF	Ireland		
		M		8.50	9.07	+				
		L		9.75	10.40	+				
	Live	10-12 cm/pc		3.43	3.66	+	Netherlands			
SALMON							November 2015			
Atlantic salmon/Saumon de l'Atlantique/Salmón del Atlántico <i>Salmo salar</i>	Fresh - gutted, head-on Superior quality	2-3 kg/pc		3.30	3.52	-	France CIF	Scotland		
		3-4		4.35	4.64	+				
		4-5		4.65	4.96	+				
		5-6		4.75	5.07	+				
		> 6		4.90	5.23	-				
	Fresh - gutted, head-on Superior quality	2-3 kg/pc		2.80	2.99	-	Norway			
		3-4		4.85	5.17	+				
		4-5		5.30	5.65	+				
		5-6		5.30	5.65	+				
		> 6		5.70	6.08	*				
	Fresh	3-4 kg/pc		6.90	7.36		Spain CFR			
		gutted, head-on	4-5 kg/pc		4.80	5.12		Tunisia CFR		
			5-6		4.80	5.12				
	Fresh - salmon cubes 8x8x8 IQF - salmon slices			9.73	10.38		Europe CFR			
				9.90	10.56					
Fresh - Whole - Superior	2-3 kg/pc	3-4		na			Italy FCA			
		4-5		4.68	4.99					
		5-6		5.16	5.50					
		6-7		5.47	5.84					
		7-8		na						
		8-9		na						
		9-10		na						
		3-4		5.32	5.68			CIF		
		4-5		5.45	5.81					
		5-6		5.35	5.71					
IQF portion	100-150 g/pc		10.10	10.77	=	Denmark				

Fish Species Trade Name	Product Form	Grading	Price per kg			Reference & Area	Origin	
			As stated	EUR	USD			
SALMON (cont.)							November 2015	
Atlantic salmon/ Saumon de l'Atlantique/ Salmón del Atlántico <i>Salmo salar</i>	Head-on, gutted, grade 1	6-7 kg/pc		5.08	5.42	Denmark DDP	Chile	
	Fillet, interleaved	1-2 lb/pc		4.87	5.20			
		2-4		4.17	4.45			
	Fillet, VAC	1-2 lb/pc		6.10	6.51			
		3-4		6.15	6.56			
	Fillet, IQF	2-3 lb/pc		6.15	6.56			
		4-5		6.88	7.34			
Bits and pieces			6.09	6.50 *	Europe CIF			
scapped meat			4.40	4.70 *				
TROUT							November 2015	
Trout/Truite/Trucha <i>Salmo trutta</i>	Whole, gutted, fresh on ice	0.25-0.4 kg/pc	HUF 1424	4.57	4.89	Hungary ex-farm	Hungary	
	Fillet - farmed	200-400 g/pc		8.30	8.85 +	Italy ex-farm	Italy	
	Live - farmed	500-700 g/pc		3.60	3.84 =			
Rainbow trout/ Truite arc-en-ciel/ Trucha arco iris <i>Oncorhynchus mykiss</i>	Live - farmed	250-400 g/pc		3.20	3.41 +			
	Gutted	250-400 g/pc		4.30	4.59 =			
FRESHWATER FISH							November 2015	
Carp/Carpe/Carpa <i>Cyprinus spp.</i>	Live	1.2-5 kg/pc	HUF 841	2.70	2.89 +	Hungary ex farm	Hungary	
	Fresh , whole, gutted, head-off	0.7-4.5 kg/pc	HUF 1121	3.60	3.85 =			
	Fresh on ice - slices		HUF 1051	3.37	3.61 -			
	Fresh on ice - fillets		HUF 1514	4.86	5.20 =			
Crucian Carp/Carassin Carpín <i>Carassius carassius</i>	Live	0.45-0.9 kg/pc	HUF 392	1.26	1.35 *			
Grass Carp/ Carpe chinoise/Carpa China <i>Ctenopharyngodon idellus</i>	Live	0.8-3 kg/pc	HUF 701	2.25	2.41 +			
	Fresh , whole, gutted, head-off		HUF 1093	3.51	3.75 -			
Bighead carp/Carpe à grosse tête/Carpa capezona <i>Aristichthys nobilis</i>	Fresh gutted, head-off	0.7-5.0 kg/pc	HUF 677	2.17	2.32			
	Fresh on ice - slices		HUF 651	2.09	2.23			
	Fresh on ice - fillets		HUF 940	3.02	3.23			
	Live	1-5.5 kg/pc	HUF 420	1.35	1.44 =			
Nile perch/Perche du Nil/Perca del Nilo <i>Lates niloticus</i>	Fillet - skinless	300-500 g/pc		5.15	5.50	EU CFR	Uganda	
	Interleaved, 100% net weight	500-1000		5.44	5.80	Italy FCA	Tanzania	
	Fresh whole	200-400 g/pc		2.63	2.81 -			
	yellow	200-400 g/pc		2.63	2.81 *			
	red	200-400 g/pc		2.63	2.81 -			
	green	200-400 g/pc		2.64	2.82 *			
	Fresh fillet	200-400 g/pc		5.29	5.64 -			
400-700			5.21	5.56 -				
Fillet - skinless, PBI, IWP	500-1000 g/pc		5.06	5.40	Spain CFR			
Nile Tilapia/Tilapia du Nil/Tilapia del Nilo <i>Oreochromis niloticus</i>	Fillet - skinless, IQF, PBO non-treated, 10% glaze	5-7 oz/pc		3.89	4.15		China	
North African catfish/ Poisson chat nord- africaine/ pez gato <i>Clarias gariepinus</i>	Fresh - fillets skinless		HUF 1886	6.05	6.47	Hungary ex farm	Hungary	
	Fresh - fillets skin-on		HUF 1330	4.27	4.56			
	Fresh , whole, gutted, head-off		HUF 1191	3.82	4.09 +			
European catfish/ Silure glane/Siluro <i>Silurus glanis</i>	Live	0.8- 4 kg/pc	HUF 1682	5.40	5.77 +			



GLOBEFISH EUROPEAN PRICE REPORT

Fish Species Trade Name	Product Form	Grading	Price per kg			Reference & Area	Origin
			As stated	EUR	USD		
FRESHWATER FISH (cont.)						November 2015	
<i>Pangasius</i> spp.	Fillet refreshed			3.55	3.79	Italy CIF CPT	
	Fillet, IQF, white - 20% glaze	120-170 g/pc		1.86	1.98		
	Fillet, IQF, white - 20% glaze	170-220		1.86	1.98		
	Fillet, IQF, white - 5% glaze			3.26	1.98	Spain CFR	
	Fillet, IQF, white - 20% glaze	120-170-220		1.89	2.02		
	Fillet, 100% net weight, IQF	g/pc		2.34	2.50		
	Fillet, 100% net weight, interlvd			2.30	2.45		
NON-TRADITIONAL SPECIES						November 2015	
Sturgeon/Esturgeon/ Esturione <i>Acipenseridae</i>	Frozen - Whole	1.5-2 kg/pc		5.00	5.33	France CIF	France
	Gutted	5-7 kg/pc		6.50	6.93		
	Fillets	200-300 g/pc		10.50	11.20		
		800-1000		10.50	11.20		
<i>A.baeri</i>	Caviar (Aquitaine) metal boxes			1 300	1 387		
Ribbonfish <i>Trichiurus lepturus</i>		300-1500 g/pc		2.50	2.67	Europe CFR	Senegal
SEABASS/SEABREAM/MEAGRE						November 2015	
Seabass/Bar, Loup/Lubina <i>Dicentrarchus labrax</i>	Fresh - whole farmed	200-300 g/pc		3.60	3.84 -	Greece FOB	Greece
		300-450		4.50	4.80 -		
		450-600		5.20	5.55 -		
		600-800		6.50	6.93 =		
		800-1000		7.50	8.00 -		
		> 1000		9.50	10.13 =		
		200-300 g/pc		3.80	4.05 -	Italy CIF	
		300-450		4.70	5.01 -		
		450-600		5.40	5.76 -		
		600-800		6.70	7.15 =		
		800-1000		7.70	8.21 -		
		> 1000		9.70	10.35 =		
		200-300 g/pc		3.85	4.11 -	France CIF	
		300-450		4.75	5.07 -		
		450-600		5.45	5.81 -		
		600-800		6.75	7.20 =		
		800-1000		7.75	8.27 -		
		> 1000		9.75	10.40 =		
		200-300 g/pc		3.84	4.10 -	Spain CIF	
		300-450		4.74	5.06 -		
		450-600		5.44	5.80 -		
		600-800		6.74	7.19 =		
		800-1000		7.74	8.26 -		
		> 1000		9.74	10.39 =		
		200-300 g/pc		3.87	4.13 -	Germany CIF	
		300-450		4.77	5.09 -		
		450-600		5.47	5.84 -		
		600-800		6.77	7.22 =		
		800-1000		7.77	8.29 -		
		> 1000		9.77	10.42 =		
		200-300 g/pc		3.85	4.11 -	Portugal CIF	
		300-450		4.75	5.07 -		
		450-600		5.45	5.81 -		
		600-800		6.75	7.20 =		
		800-1000		7.75	8.27 -		
		> 1000		9.75	10.40 =		
		200-300 g/pc		4.03	4.30 -	UK CIF	
		300-450		4.93	5.26 -		
		450-600		5.63	6.01 -		
		600-800		6.93	7.39 =		
		800-1000		7.93	8.46 -		

Fish Species Trade Name	Product Form	Grading	Price per kg			Reference & Area	Origin	
			As stated	EUR	USD			
SEABASS/SEABREAM/MEAGRE (cont.)								
November 2015								
Seabass/Bar, Loup/Lubina <i>Dicentrarchus labrax</i>	Fresh - whole farmed	200-300 g/pc	4.00	4.51 =	Italy CIF			
		300-450	4.60	5.19 -				
		450-600	5.40	6.09 -				
		600-800	7.00	7.89 -				
		800-1000	8.00	9.02 -				
		1000-1500	9.00	10.15 -				
		> 1500	11.00	12.40 -				
		> 2000	15.50	17.48 =				
		200-300 g/pc	4.40	4.69			Spain CIF	Canary Island (Spain)
		300-400	4.70	5.01				
	400-600	5.70	6.08					
	600-800	7.91	8.44					
	800-1000	10.21	10.89					
		1000-2000 g/pc	16.80	17.92	France			
	2000-3000	18.60	19.84					
	3000-4000	20.80	22.19					
	Fresh - whole - wild Atlantic	1000-2000 g/pc	na	Italy FCA	Morocco			
		> 2000	na					
		> 3000	na					
	Fresh - whole - wild Mediterranean	400-600 g/pc	na	CPT	Egypt			
		600-800	13.00			13.87 =		
		800-1000	13.00			13.87 =		
		1000-2000	13.00			13.87 =		
		> 2000	13.00			13.87 =		
		> 3000	33.00	35.20				
	Farmed - Orbetello	Large	10.70	11.41 =	FCA	Italy		
		Medium	9.68	10.33 -				
		Small	na					
Gilthead seabream/ Dorade royale/Dorada <i>Sparus aurata</i>	Fresh - whole farmed	200-300 g/pc	4.70	5.01 =	Greece FOB	Greece		
		300-450	4.90	5.23 -				
		450-600	5.10	5.44 -				
		600-800	7.00	7.47 -				
		800-1000	9.50	10.13 +				
		> 1000	10.50	11.20 +				
		200-300 g/pc	4.90	5.23 =			Italy CIF	
		300-400	5.15	5.49 *				
		300-450	5.10	5.44 =				
		450-600	5.30	5.65 =				
	600-800	7.20	7.68 =					
	800-1000	9.70	10.35 =					
		> 1000	10.70	11.41 =				
		200-300 g/pc	4.95	5.28 =	France CIF			
		300-450	5.15	5.49 =				
		450-600	5.35	5.71 =				
		600-800	7.25	7.73 =				
		800-1000	9.75	10.40 =				
		> 1000	10.75	11.47 =				
		200-300 g/pc	4.94	5.27 =	Spain CIF			
	300-450	5.14	5.48 =					
	450-600	5.34	5.70 =					
	600-800	7.24	7.72 =					
	800-1000	9.74	10.39 =					
	> 1000	10.74	11.46 =					



Fish Species Trade Name	Product Form	Grading	Price per kg			Reference & Area	Origin					
			As stated	EUR	USD							
SEABASS/SEABREAM/MEAGRE (cont.)												
November 2015												
Gilthead seabream/ Dorade royale/Dorada <i>Sparus aurata</i>	Fresh - whole farmed	200-300 g/pc	4.97	5.30 =	Germany CIF	Greece						
		300-450	5.17	5.52 =								
		450-600	5.37	5.73 =								
		600-800	7.27	7.76 =								
		800-1000	9.77	10.42 =								
		> 1000	10.77	11.49 =								
		200-300 g/pc	Portugal CIF	300-450	4.95		5.28 -					
				450-600	5.15		5.49 -					
				600-800	5.35		5.71 -					
				800-1000	7.25		7.73 +					
				800-1000	9.75		10.40 +					
				> 1000	10.75		11.47 =					
		200-300 g/pc	UK CIF	300-450	5.13		5.47 -					
				450-600	5.33		5.69 -					
				600-800	5.53		5.90 -					
800-1000	7.43			7.93 +								
800-1000	9.93			10.59 +								
> 1000	10.93			11.66 =								
Fresh - whole - wild Atlantic	600-800 g/pc	800-1000	10.20	10.88 -	Italy FCA	Morocco						
		800-1000	12.78	13.63 -								
		1000-2000	14.30	15.26 -								
		> 2000	12.21	13.03 -								
Fresh - whole, culture wild	300-400 g/pc	400-600 g/pc	14.00	14.94 =	CIF CPT	Greece Egypt						
							600-800	14.00	14.94 =			
							800-1000	14.00	14.94 =			
							1000-2000	14.00	14.94 =			
							1000-2000	14.00	14.94 =			
farmed Orbetello	Large	Medium	10.70	11.41 =	FCA	Italy						
							Medium	9.70	10.35 =			
							Small	7.60	8.11 *			
Meagre/Maigre commun/Corvina <i>Argyrosomus regius</i>	Fresh - Whole farmed	500-1000 g/pc	5.00	5.33 =	Italy FCA	Greece						
		1000-2000	5.30	5.65 +								
		> 2000	5.87	6.26 +								
		> 3000	7.24	7.72								
		wild	> 2000 g/pc	600-800 g/pc	8.50		9.07	CIF CPT	Egypt			
										800-1000	9.00	9.60 =
										1000-2000	9.00	9.60 =
										2000-4000	9.00	9.60 =

PRICE REFERENCE (INCOTERMS 2010)

CFR	Cost and Freight
CIF	Cost, Insurance and Freight
CIP	Carriage and Insurance Paid To
CPT	Carriage Paid To
DAT	Delivered at Terminal
DAP	Delivered at Place
DDP	Delivered Duty Paid
EXW	Ex Works
FCA	Free Carrier
FAS	Free Alongside Ship
FOB	Free on Board

(DAF, DES, DEQ and DDU have been cancelled)

PRODUCT FORM

C&P	Cooked and Peeled
FAS	Frozen at Sea
H&G	Headed and Gutted
HOG	Head on Gutted (salmon)
IQF	Individually Quick Frozen
IWP	Individually Wrapped Pack
PBI	Pinbone In
PBO	Pinbone Off
PD	Peeled and Deveined
PTO	Peeled Tail On
PUD	Peeled, Undeveined

SYMBOLS

- + Price increased in original currency since last report
- Price decreased in original currency since last report
- = Updated but unchanged price
- * New insertion
- Not updated since last issue

CURRENCY RATES

		USD	EUR
Canada	CAD	1.33	1.42
Hungary	HUF	291.43	311.64
Norway	NOK	8.65	9.24
USA	USD		1.07
EU	EUR	0.94	
Denmark	DKK	6.99	7.46

The European Fish Price Report is a monthly GLOBEFISH publication.
This issue was prepared by Helga Josupeit, Wei Wang and Felix Dent.

It can be ordered from the **FISH INFONetwork**:

FAO GLOBEFISH

(Network coordinator)
Viale delle Terme di Caracalla
00153 Rome - Italy
Tel: (39) 06 57055188
Fax: (39) 06 57053020
E-mail: globefish@fao.org
Web site: www.globefish.org

INFOPECHE (Africa)

Tour C, 19^{ème} étage, Cité
Administrative
Abidjan 01 - Côte d'Ivoire
Tel: (225) 20228980
Fax: (225) 20218054
E-mail: infopeche@aviso.ci
Web site: www.infopeche.ci

INFOPESCA

(Latin America)
Julio Herrera y Obes 1296
11200 Montevideo - Uruguay
Tel: (598) 2 9028701
Fax: (598) 2 9030501
E-mail: infopesca@infopesca.org
Web site: www.infopesca.org

INFOYU (China)

Room 514, Nongfeng Building
No. 96 East Third Ring Road
Chaoyang District
Beijing 100122 – P.R. China
Tel: (86-10) 59199614
Fax: (86-10) 59199614
E-mail: infoyu@agri.gov.cn
Web site: www.infoyu.net

EUROFISH

(Central and Eastern Europe)
H.C. Andersens Blvd 44-46
1553 Copenhagen - Denmark
Tel: (45) 33377755
Fax: (45) 33377756
E-mail: info@eurofish.dk
Web site: www.eurofish.dk

INFOSAMAK

(Arab Region)
71 blvd Rahal El Meskini
Casablanca 20 000 - Morocco
Tel: (212) 522540856
Fax: (212) 522540855
E-mail:
infosamak@infosamak.org
Web site : www.infosamak.org

INFOFISH (Asia/Pacific)

1st Floor, Wisma LKIM
Jalan Desaria - Pulau Meranti
47120 Puchong, Selangor DE
Malaysia
Tel: (603) 80649282/80649169
Fax: (603) 2078 6804
E-mail: info@infofish.org
Web site: www.infofish.org

INFOSA - sub-office

INFOPECHE (Southern Africa)
89, John Meinert Street- West
Windhoek -Namibia
Tel: (264) 61279430
Fax: (264) 61279434
E-mail: infososa@infososa.org.na
Web site: www.infososa.org.na

**GLOBEFISH Market Reports are available from the GLOBEFISH web site:
www.globefish.org**



Food and Agriculture
Organization of the
United Nations

GLOBEFISH

Food and Agriculture Organization of the United Nations
Fisheries and Aquaculture Policy and Economics Division
Products, Trade and Marketing Branch
Viale delle Terme di Caracalla
00153 Rome, Italy
Tel +39 06 5705 3288
Fax +39 06 5705 3020
www.globefish.org